

# REPORT OF TRUST AND CAPITAL RESERVE FUNDS

\$17,589,886.23

Please insert the total of ALL funds here

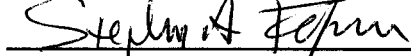
**Town/City Of:** Hampton**For Year Ended:** 2011CONTACT PERSON: Mr. Norman SilberdickPHONE: 926-7459EMAIL: silberdickn@comcast.net

## CERTIFICATE

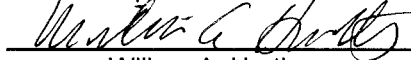
Under penalties of perjury, I declare that I have examined the information contained in this form and to the best of my belief it is true, correct and complete.




Edward R. Buck




Stephen A. Falzone



William A. Hartley



Norman Silberdick



John P. Troiano

Sign in Ink

Signed by the Trustees of Trust Funds

on this date 1/23/2012

## REMINDERS FOR TRUSTEES

- 1. SIGNATURE** - Sign in ink on lines provided above.
- 2. INVESTMENT POLICY** - RSA 31:25 requires the trustees to adopt an investment policy and review and confirm this policy at least annually. A copy of this policy must be filed with the Director of Charitable Trusts (RSA 31:25, 34:5, 35:9).
- 3. PROFESSIONAL BANKING AND BROKERAGE ASSISTANCE** - RSA 31:38-a allows trustees to use professional banking or brokerage firm assistance. Refer to the law for further information. Attributable expenses may be charged against the trust fund involved, however, please be advised the fees can be taken from income only and not from principal.
- 4. WEB SITE** - A trustee handbook can be down loaded from the web site for the Attorney General's Charitable Trust Division. [www.doj.nh.gov/charitable](http://www.doj.nh.gov/charitable)
- 5. FAIR VALUE** - Complete the corresponding lines on page 4 to disclose the fair value (market value) of principal only. This information may be obtained from financial publications or from professional banking or brokerage services.
- 6. CAPITAL RESERVE FUND** - Must be maintained separately on the books of the town. The assets of such funds may be pooled in order to invest in a broader range of investments to maximize growth and mitigate risk (RSA 35:9).
- 7. WHEN and WHERE TO FILE** - By March 1 if filing for a calendar year and by September 1 if filing for optional fiscal year. See addresses on page 4 of this form. If the trustees hold funds for the school, the school business administrator will also need a copy for the school's financial report.

### FOR DRA USE ONLY

State of New Hampshire  
 Department of Revenue Administration  
 Municipal Services Division  
 PO Box 487, Concord, NH 03302-0487  
 (603) 271-3397

MS-9

Rev. 12/2010

**MS-9 REPORT OF THE TRUST FUNDS OF THE TOWN OF HAMPTON FOR THE CALENDAR YEAR ENDING DECEMBER 31, 2011**

TRUST FUNDS				PRINCIPAL				INCOME				TOTAL		MARKET VALUE		
Date Created	Name of Trust Fund	Purpose of Fund	How Invested	%	Beginning Balance	Additions	Capital Gains/Losses	Withdrawals	Ending Balance	Beginning Balance	Amount	Expended During Year	Ending Balance	Principal & Income	Unrealized Gain/Loss	Ending Market Value
<b>Poor Trusts</b>																
1871	J. P. Towle	Poor	Vangd Com	47.10	256.63	0.00	2.98	0.00	259.61	0.00	8.77	8.77	0.00	259.61	3.93	263.54
1871	J. P. Towle Water	Water	Vangd Com	18.84	102.68	0.00	1.19	0.00	103.87	0.00	3.50	3.50	0.00	103.87	1.57	105.44
1924	H. A. Cutler	Poor	Vangd Com	34.06	185.55	0.00	2.16	0.00	187.71	0.00	6.33	6.33	0.00	187.71	2.84	190.55
<b>Total Poor Trusts</b>				100.00	544.86	0.00	6.33	0.00	551.19	0.00	18.60	18.60	0.00	551.19	8.34	559.53
<b>Library Funds</b>																
1933	Lydia A. Lane	Library	Fidelity Com	6.55	501.47	0.00	0.00	0.00	501.47	0.00	12.23	12.23	0.00	501.47	147.47	648.94
1936	Iida M. Lane	Library	Fidelity Com	6.55	501.47	0.00	0.00	0.00	501.47	0.00	12.23	12.23	0.00	501.47	147.47	648.94
1966	Sadie Belle Lane	Library	Fidelity Com	32.74	2,507.36	0.00	0.00	0.00	2,507.36	0.00	61.13	61.13	0.00	2,507.36	737.38	3,244.74
1966	Howard G. Lane	Library	Fidelity Com	54.17	4,148.42	0.00	0.00	0.00	4,148.42	0.00	101.11	101.11	0.00	4,148.42	1,287.14	5,435.56
<b>Total Library Funds</b>				100.00	7,658.72	0.00	0.00	0.00	7,658.72	0.00	186.70	186.70	0.00	7,658.72	2,319.46	9,978.18
<b>Cemetery Trusts</b>																
<b>Perpetual Care</b>																
1979	R. Naphen (2)	Grave Maintce	Vangd Com	0.97	205.31	0.00	2.39	0.00	207.70	0.00	7.02	7.02	0.00	207.70	3.14	210.84
1979	N. & H. McPherson (2)	Grave Maintce	Vangd Com	0.97	205.31	0.00	2.39	0.00	207.70	0.00	7.02	7.02	0.00	207.70	3.14	210.84
1979	R. & E. Spellacy (2)	Grave Maintce	Vangd Com	0.97	205.31	0.00	2.39	0.00	207.70	0.00	7.02	7.02	0.00	207.70	3.14	210.84
1979	J. J. Lessard (2)	Grave Maintce	Vangd Com	0.97	205.31	0.00	2.39	0.00	207.70	0.00	7.02	7.02	0.00	207.70	3.14	210.84
1980	M. & P. Busta (2)	Grave Maintce	Vangd Com	0.97	205.31	0.00	2.39	0.00	207.70	0.00	7.02	7.02	0.00	207.70	3.14	210.84
1980	S. Marshall (1)	Grave Maintce	Vangd Com	0.49	102.65	0.00	1.19	0.00	103.84	0.00	3.50	3.50	0.00	103.84	1.57	105.41
1980	C. Guyon (1)	Grave Maintce	Vangd Com	0.49	102.65	0.00	1.19	0.00	103.84	0.00	3.50	3.50	0.00	103.84	1.57	105.41
1983	E. & M. Hawley (2)	Grave Maintce	Vangd Com	1.22	256.64	0.00	2.98	0.00	259.62	0.00	8.77	8.77	0.00	259.62	3.93	263.55
1983	G. Lavallee (2)	Grave Maintce	Vangd Com	1.22	256.64	0.00	2.98	0.00	259.62	0.00	8.77	8.77	0.00	259.62	3.93	263.55
1983	R. & C. Call (2)	Grave Maintce	Vangd Com	1.22	256.64	0.00	2.98	0.00	259.62	0.00	8.77	8.77	0.00	259.62	3.93	263.55
1983	V. & R. Sullivan (2)	Grave Maintce	Vangd Com	1.22	256.64	0.00	2.98	0.00	259.62	0.00	8.77	8.77	0.00	259.62	3.93	263.55
1983	E. Dunbrack (2)	Grave Maintce	Vangd Com	1.22	256.64	0.00	2.98	0.00	259.62	0.00	8.77	8.77	0.00	259.62	3.93	263.55
1983	O. Kilman (1)	Grave Maintce	Vangd Com	0.61	128.32	0.00	1.49	0.00	129.81	0.00	4.40	4.40	0.00	129.81	1.96	131.77
1983	W. Kuntz, Jr. (2)	Grave Maintce	Vangd Com	1.22	256.64	0.00	2.98	0.00	259.62	0.00	8.77	8.77	0.00	259.62	3.93	263.55
1983	B. Moulton (4)	Grave Maintce	Vangd Com	2.43	513.29	0.00	5.97	0.00	519.26	0.00	17.56	17.56	0.00	519.26	7.86	527.12
1983	P. & M. Desora (2)	Grave Maintce	Vangd Com	1.22	256.64	0.00	2.98	0.00	259.62	0.00	8.77	8.77	0.00	259.62	3.93	263.55
1983	M. McDermott (1)	Grave Maintce	Vangd Com	0.61	128.32	0.00	1.49	0.00	129.81	0.00	4.40	4.40	0.00	129.81	1.96	131.77
1983	R. Percy (2)	Grave Maintce	Vangd Com	1.22	256.64	0.00	2.98	0.00	259.62	0.00	8.77	8.77	0.00	259.62	3.93	263.55
1983	F. Ott, Jr. (1)	Grave Maintce	Vangd Com	0.61	128.32	0.00	1.49	0.00	129.81	0.00	4.40	4.40	0.00	129.81	1.96	131.77
1984	M. & M. Burke (4)	Grave Maintce	Vangd Com	2.43	513.29	0.00	5.97	0.00	519.26	0.00	17.56	17.56	0.00	519.26	7.86	527.12
1984	P. Corcoran (2)	Grave Maintce	Vangd Com	1.22	256.64	0.00	2.98	0.00	259.62	0.00	8.77	8.77	0.00	259.62	3.93	263.55
1984	M. Hurley (6)	Grave Maintce	Vangd Com	3.65	769.94	0.00	8.95	0.00	778.89	0.00	26.31	26.31	0.00	778.89	11.79	790.68
1984	A. Merrill (1)	Grave Maintce	Vangd Com	0.61	128.32	0.00	1.49	0.00	129.81	0.00	4.40	4.40	0.00	129.81	1.96	131.77

**MS-9 REPORT OF THE TRUST FUNDS OF THE TOWN OF HAMPTON FOR THE CALENDAR YEAR ENDING DECEMBER 31, 2011**

TRUST FUNDS				PRINCIPAL				INCOME				TOTAL		MARKET VALUE		
Date Created	Name of Trust Fund	Purpose of Fund	How Invested	%	Beginning Balance	Additions	Capital Gains/Losses	Withdrawals	Ending Balance	Beginning Balance	Amount	Expended During Year	Ending Balance	Principal & Income	Unrealized Gain/Loss	Ending Market Value
<b>Cemetery Trusts</b>																
1984	R. O. Burrow re: M. Carroll (4)	Grave Maintce	Vangd Com	2.43	513.29	0.00	5.97	0.00	519.26	0.00	17.56	17.56	0.00	519.26	7.86	527.12
1984	Est. of H. Smith (2)	Grave Maintce	Vangd Com	1.46	307.97	0.00	3.58	0.00	311.55	0.00	10.52	10.52	0.00	311.55	4.71	316.26
1984	R. & M. Reilly (2)	Grave Maintce	Vangd Com	1.22	256.64	0.00	2.98	0.00	259.62	0.00	8.77	8.77	0.00	259.62	3.93	263.55
1984	E. & D. Lavoile (4)	Grave Maintce	Vangd Com	2.43	513.29	0.00	5.97	0.00	519.26	0.00	17.56	17.56	0.00	519.26	7.86	527.12
1984	R. & M. Stebbins (2)	Grave Maintce	Vangd Com	1.22	256.64	0.00	2.98	0.00	259.62	0.00	8.77	8.77	0.00	259.62	3.93	263.55
1984	H. & M. Buttrick (4)	Grave Maintce	Vangd Com	2.43	513.29	0.00	5.97	0.00	519.26	0.00	17.56	17.56	0.00	519.26	7.86	527.12
1984	W. & D. Trolater (2)	Grave Maintce	Vangd Com	1.22	256.64	0.00	2.98	0.00	259.62	0.00	8.77	8.77	0.00	259.62	3.93	263.55
1984	L. & A. Appiani (1x2 deep)	Grave Maintce	Vangd Com	0.73	153.98	0.00	1.79	0.00	155.77	0.00	5.25	5.25	0.00	155.77	2.36	158.13
1984	E. Inch (1)	Grave Maintce	Vangd Com	0.61	128.32	0.00	1.49	0.00	129.81	0.00	4.40	4.40	0.00	129.81	1.96	131.77
1984	H. A. Perkins (2)	Grave Maintce	Vangd Com	1.22	256.64	0.00	2.98	0.00	259.62	0.00	8.77	8.77	0.00	259.62	3.93	263.55
1984	H. Snow (L. Davis) (2)	Grave Maintce	Vangd Com	1.22	256.64	0.00	2.98	0.00	259.62	0.00	8.77	8.77	0.00	259.62	3.93	263.55
1984	Swanson-Parish (1)	Grave Maintce	Vangd Com	0.61	128.32	0.00	1.49	0.00	129.81	0.00	4.40	4.40	0.00	129.81	1.96	131.77
1984	W. & R. Reynolds (1x2 deep)	Grave Maintce	Vangd Com	0.73	153.98	0.00	1.79	0.00	155.77	0.00	5.25	5.25	0.00	155.77	2.36	158.13
1984	P. Robinson (3)	Grave Maintce	Vangd Com	1.82	384.97	0.00	4.48	0.00	389.45	0.00	13.16	13.16	0.00	389.45	5.89	395.34
1984	D. S. G. & J. Monterosso (5)	Grave Maintce	Vangd Com	3.04	641.62	0.00	7.46	0.00	649.08	0.00	21.93	21.93	0.00	649.08	9.82	658.90
1984	C. & J. Hussey (4)	Grave Maintce	Vangd Com	2.43	513.29	0.00	5.97	0.00	519.26	0.00	17.56	17.56	0.00	519.26	7.86	527.12
1984	R. & D. Kirwin (2)	Grave Maintce	Vangd Com	1.22	256.64	0.00	2.98	0.00	259.62	0.00	8.77	8.77	0.00	259.62	3.93	263.55
1984	T. & R. Leverone (3)	Grave Maintce	Vangd Com	1.82	384.97	0.00	4.48	0.00	389.45	0.00	13.16	13.16	0.00	389.45	5.89	395.34
1984	C. & R. Pingree (4)	Grave Maintce	Vangd Com	2.43	513.29	0.00	5.97	0.00	519.26	0.00	17.56	17.56	0.00	519.26	7.86	527.12
1984	V. Gilman (1)	Grave Maintce	Vangd Com	0.61	128.32	0.00	1.49	0.00	129.81	0.00	4.40	4.40	0.00	129.81	1.96	131.77
1984	D. & R. Ohis (2)	Grave Maintce	Vangd Com	1.22	256.64	0.00	2.98	0.00	259.62	0.00	8.77	8.77	0.00	259.62	3.93	263.55
1984	R. & B. Shepard (2)	Grave Maintce	Vangd Com	1.22	256.64	0.00	2.98	0.00	259.62	0.00	8.77	8.77	0.00	259.62	3.93	263.55
1984	M. Bell (2)	Grave Maintce	Vangd Com	1.22	256.64	0.00	2.98	0.00	259.62	0.00	8.77	8.77	0.00	259.62	3.93	263.55
1984	D. Pinchott (1)	Grave Maintce	Vangd Com	0.61	128.32	0.00	1.49	0.00	129.81	0.00	4.40	4.40	0.00	129.81	1.96	131.77
1984	C. & R. Harris (2)	Grave Maintce	Vangd Com	1.22	256.64	0.00	2.98	0.00	259.62	0.00	8.77	8.77	0.00	259.62	3.93	263.55
1984	L. & C. Hackett (2)	Grave Maintce	Vangd Com	1.22	256.64	0.00	2.98	0.00	259.62	0.00	8.77	8.77	0.00	259.62	3.93	263.55
1984	M. Carpenter (8)	Grave Maintce	Vangd Com	4.87	1,027.19	0.00	11.94	0.00	1,039.13	0.00	35.12	35.12	0.00	1,039.13	15.72	1,054.85
1984	J. Hoffman (2)	Grave Maintce	Vangd Com	1.22	256.64	0.00	2.98	0.00	259.62	0.00	8.77	8.77	0.00	259.62	3.93	263.55
1985	J. J. Higgins (1x2 deep)	Grave Maintce	Vangd Com	0.73	153.98	0.00	1.79	0.00	155.77	0.00	5.25	5.25	0.00	155.77	2.36	158.13
1985	P. & K. Whitmore (6)	Grave Maintce	Vangd Com	3.65	769.94	0.00	8.95	0.00	778.89	0.00	26.31	26.31	0.00	778.89	11.79	790.68
1985	H. & A. Barilone (for D. A. Barilone) (1)	Grave Maintce	Vangd Com	0.61	128.32	0.00	1.49	0.00	129.81	0.00	4.40	4.40	0.00	129.81	1.96	131.77
1985	H. & A. Barilone (2)	Grave Maintce	Vangd Com	1.22	256.64	0.00	2.98	0.00	259.62	0.00	8.77	8.77	0.00	259.62	3.93	263.55
1985	M. Deeters (for Frank Ross Family) (2)	Grave Maintce	Vangd Com	1.22	256.64	0.00	2.98	0.00	259.62	0.00	8.77	8.77	0.00	259.62	3.93	263.55
1985	R. Ficke, Sr. (4)	Grave Maintce	Vangd Com	2.43	513.29	0.00	5.97	0.00	519.26	0.00	17.56	17.56	0.00	519.26	7.86	527.12
1985	G. & F. Mitchell (2)	Grave Maintce	Vangd Com	1.22	256.64	0.00	2.98	0.00	259.62	0.00	8.77	8.77	0.00	259.62	3.93	263.55
1985	M. Doyle (4)	Grave Maintce	Vangd Com	2.43	513.29	0.00	5.97	0.00	519.26	0.00	17.56	17.56	0.00	519.26	7.86	527.12

**MS-9 REPORT OF THE TRUST FUNDS OF THE TOWN OF HAMPTON FOR THE CALENDAR YEAR ENDING DECEMBER 31, 2011**

Date Created	TRUST FUNDS				PRINCIPAL				INCOME				TOTAL		MARKET VALUE	
	Name of Trust Fund	Purpose of Fund	How Invested	%	Beginning Balance	Additions	Capital Gains/-Losses	Withdrawals	Ending Balance	Beginning Balance	Amount	Expended During Year	Ending Balance	Principal & Income	Unrealized Gain/Loss	Ending Market Value
<b>Cemetery Trusts</b>																
1985	F. & J. Houle (2)	Grave Maintce	Vangd Com	1.22	256.64	0.00	2.98	0.00	259.62	0.00	8.77	8.77	0.00	259.62	3.93	263.55
1985	D. Skitt (2) for M. Nickerson & F. Swift	Grave Maintce	Vangd Com	1.22	256.64	0.00	2.98	0.00	259.62	0.00	8.77	8.77	0.00	259.62	3.93	263.55
1985	F. Nixon (4)	Grave Maintce	Vangd Com	2.43	513.29	0.00	5.97	0.00	519.26	0.00	17.56	17.56	0.00	519.26	7.86	527.12
1985	W. & B. Robinson (3)	Grave Maintce	Vangd Com	1.82	384.97	0.00	4.48	0.00	389.45	0.00	13.16	13.16	0.00	389.45	5.89	395.34
1985	E. Lamb	Grave Maintce	Vangd Com	0.61	128.32	0.00	1.49	0.00	129.81	0.00	4.40	4.40	0.00	129.81	1.96	131.77
1985	J. Loy & D. Loy (1x2 deep)	Grave Maintce	Vangd Com	0.73	153.98	0.00	1.79	0.00	155.77	0.00	5.25	5.25	0.00	155.77	2.36	158.13
1985	A. Garnett (2)	Grave Maintce	Vangd Com	1.22	256.64	0.00	2.98	0.00	259.62	0.00	8.77	8.77	0.00	259.62	3.93	263.55
1985	L. Kenney (2)	Grave Maintce	Vangd Com	1.22	256.64	0.00	2.98	0.00	259.62	0.00	8.77	8.77	0.00	259.62	3.93	263.55
1985	R. & F. Coombs (1x2 deep)	Grave Maintce	Vangd Com	0.73	153.98	0.00	1.79	0.00	155.77	0.00	5.25	5.25	0.00	155.77	2.36	158.13
1985	J. & G. Rushton (for L. Holt) (2)	Grave Maintce	Vangd Com	1.22	256.64	0.00	2.98	0.00	259.62	0.00	8.77	8.77	0.00	259.62	3.93	263.55
1985	J. Quinney (2x2 deep)	Grave Maintce	Vangd Com	1.46	307.97	0.00	3.58	0.00	311.55	0.00	10.52	10.52	0.00	311.55	4.71	316.26
1986	M. Panaccione (2)	Grave Maintce	Vangd Com	1.22	256.64	0.00	2.98	0.00	259.62	0.00	8.77	8.77	0.00	259.62	3.93	263.55
	<b>Total Perpetual Care</b>			100.00	21,096.59	0.00	245.18	0.00	21,341.77	0.00	721.24	721.24	0.00	21,341.77	322.95	21,664.72
<b>Cemetery (Revenue)</b>																
1988	Cemetery Burial Trust Fund	Burial	Vangd Com	100.00	431,907.59	17,550.00	5,222.01	0.00	454,679.60	0.00	15,047.26	15,047.26	0.00	454,679.60	30,347.04	485,026.64
	<b>Total Cemetery (Revenue)</b>			100.00	431,907.59	17,550.00	5,222.01	0.00	454,679.60	0.00	15,047.26	15,047.26	0.00	454,679.60	30,347.04	485,026.64
	<b>Total Cemetery Trusts</b>			100.00	453,004.18	17,550.00	5,467.19	0.00	476,021.37	0.00	15,768.50	15,768.50	0.00	476,021.37	30,669.99	506,691.36
<b>Specific Purpose Trust Funds</b>																
1991	Campbell Sports Scholarship Trust	Children	Vangd Com	100.00	5,414.53	91.99	62.97	0.00	5,569.49	91.69	186.88	183.98	94.59	5,664.08	85.71	5,749.79
<b>Compensated Leave Trust</b>																
2009	Compensated Leave Trust Fund	Compensated Leave Benefits	Vangd Com	100.00	0.00	15,725.04	51.45	0.00	15,776.49	0.00	11.26	0.00	11.26	15,787.75	238.89	16,026.64
	<b>Total Compensated Leave Trust</b>			100.00	0.00	15,725.04	51.45	0.00	15,776.49	0.00	11.26	0.00	11.26	15,787.75	238.89	16,026.64
	<b>Total Specific Purpose Trust Funds</b>			100.00	5,414.53	15,817.03	114.42	0.00	21,345.98	91.69	198.14	183.98	105.85	21,451.83	324.60	21,776.43
<b>Schools</b>																
2007	Winnacunnet School Distr Spec Ed Exp Tr Fd	Children	Vangd Com	41.19	122,934.71	50,000.00	2,038.91	0.00	174,973.62	3,798.04	4,634.51	0.00	8,432.55	183,406.17	2,775.21	186,181.38
2009	Winnacunnet High School Bldg Maint Exp Tr Fd	School Buildings	Vangd Com	29.73	76,712.28	50,000.00	1,471.57	0.00	128,183.85	1,222.54	2,966.01	0.00	4,188.55	132,372.40	2,003.00	134,375.40
2010	Hampton School District Spec Ed Exp Tr Fd	Children	Vangd Com	29.08	51,047.19	75,000.00	1,224.51	0.00	127,271.70	337.73	1,894.21	0.00	2,231.94	129,503.64	1,959.59	131,463.23
	<b>Total Schools</b>			100.00	250,694.18	175,000.00	4,734.99	0.00	430,429.17	5,358.31	9,494.73	0.00	14,853.04	445,282.21	6,737.80	452,020.01

**MS-9 REPORT OF THE TRUST FUNDS OF THE TOWN OF HAMPTON FOR THE CALENDAR YEAR ENDING DECEMBER 31, 2011**

TRUST FUNDS										INCOME			TOTAL		MARKET VALUE	
Date Cre- ated	Name of Trust Fund	Purpose of Fund	How Invested	%	PRINCIPAL				Beginning Balance	Amount	Expended During Year	Ending Balance	Principal & Income	Unrealized Gain/Loss	Ending Market Value	
					Beginning Balance	Additions	Capital Gains/ -Losses	With- drawals								Ending Balance
1984	Real Estate Trust Fund	Town Revenue	NATC Conservative	100.00	15,976,907.02	66,880.59	-191.25	76,828.16	15,966,768.20	0.00	598,486.29	0.00	15,966,768.20	-404,916.55	15,561,851.65	
<b>Total General Fund Trust Fund</b>					100.00	15,976,907.02	66,880.59	-191.25	76,828.16	15,966,768.20	0.00	598,486.29	0.00	15,966,768.20	-404,916.55	15,561,851.65
<b>GRAND TOTAL: TRUST FUNDS</b>						16,694,223.49	275,247.62	10,131.68	76,828.16	16,902,774.63	5,450.00	614,644.07	14,958.89	16,917,733.52	-364,856.36	16,552,877.16

**General Fund Trust Fund**

**MS-9 REPORT OF THE TRUST FUNDS OF THE TOWN OF HAMPTON FOR THE CALENDAR YEAR ENDING DECEMBER 31, 2011**

CAPITAL RESERVE FUNDS										INCOME			TOTAL		MARKET VALUE		
Date Cre- ated	Name of Trust Fund	Purpose of Fund	How Invested	%	PRINCIPAL					INCOME			TOTAL		MARKET VALUE		
					Beginning Balance	Additions	Capital Gains/ -Losses	With- drawals	Ending Balance	Beginning Balance	Amount	Expended During Year	Ending Balance	Principal & Income	Unrealized Gain/Loss	Ending Market Value	
1983	HBVD - Capital Projects	Capital Projects	Vangd Com	3.02	10,042.56	0.00	225.96	0.00	10,268.52	9,392.87	664.52	0.00	10,057.39	20,325.91	307.56	20,633.47	
1996	HBVD - Playground	Playground	Vangd Com	0.69	4,178.40	0.00	51.70	0.00	4,230.10	288.09	152.05	0.00	420.14	4,650.24	70.37	4,720.61	
2003	HBVD - Improvements	Improvements	Vangd Com	0.97	5,155.81	0.00	72.31	0.00	5,228.12	1,063.90	212.66	0.00	1,276.56	6,504.68	98.43	6,603.11	
1997	Mgt. Info. Systems	Technology	Vangd Com	4.10	15,159.44	0.00	306.05	0.00	15,465.49	11,164.45	900.06	0.00	12,064.51	27,530.00	416.57	27,946.57	
1998	Town Roads	Maintenance & Reconstruction	Vangd Com	47.04	11,509.02	300,000.00	3,514.90	0.00	315,023.92	17.84	1,134.21	0.00	1,152.05	316,175.97	4,784.22	320,960.19	
2008	DPW Equipment	Equipment Purchases	Vangd Com	44.18	382,542.01	300,000.00	4,471.85	392,137.41	294,876.45	4,719.51	13,234.54	15,864.59	2,089.46	296,965.91	4,493.55	301,459.46	
<b>Total Capital Reserve Funds</b>					100.00	428,587.24	600,000.00	8,642.77	392,137.41	645,092.60	26,626.66	16,298.04	15,864.59	27,060.11	672,152.71	10,170.70	682,323.41
<b>GRAND TOTAL: CAPITAL RESERVE FUNDS</b>						428,587.24	600,000.00	8,642.77	392,137.41	645,092.60	26,626.66	16,298.04	15,864.59	27,060.11	672,152.71	10,170.70	682,323.41
<b>GRAND TOTAL: HAMPTON</b>						17,122,810.73	875,247.62	18,774.45	468,965.57	17,547,867.23	32,076.66	640,451.00	630,508.66	42,019.00	17,589,886.23	-354,685.66	17,235,200.57

# REPORT OF COMMON TRUST FUND AND CAPITAL RESERVE FUND INVESTMENTS

**Town/City Of:** Hampton **For Year Ended:** 2011

CONTACT PERSON: Mr. Norman Silberdick


PHONE: 926-7459 EMAIL: silberdickn@comcast.net

## CERTIFICATE


Under penalties of perjury, I declare that I have examined the information contained in this form and to the best of my belief it is true, correct and complete.



Edward R. Buck



Stephen A. Falzone



William A. Hartley



Norman Silberdick



John P. Troiano

Sign in Ink

Signed by the Trustees of Trust Funds  
on this date 1/23/2012

## REMINDERS FOR TRUSTEES

- 1. SIGNATURE** - Sign in ink on lines provided above.
- 2. INVESTMENT POLICY** - RSA 31:25 requires the trustees to adopt an investment policy and review and confirm this policy at least annually. A copy of this policy must be filed with the Director of Charitable Trusts (RSA 31:25, 34:5, 35:9).
- 3. PROFESSIONAL BANKING AND BROKERAGE ASSISTANCE** - RSA 31:38-a allows trustees to use professional banking or brokerage firm assistance. Refer to the law for further information. Attributable expenses may be charged against the trust fund involved, however, please be advised the fees can be taken from income only and not from principal.
- 4. WEB SITE** - A trustee handbook can be down loaded from the web site for the Attorney General's Charitable Trust Division. [www.doj.nh.gov/charitable](http://www.doj.nh.gov/charitable)
- 5. FAIR VALUE** - Complete page 4 to disclose the fair value (market value) of principal only. This information may be obtained from financial publications or from professional banking or brokerage services.
- 6. CAPITAL RESERVE FUND** - Must be maintained separately on the books of the town. The assets of such funds may be pooled in order to invest in a broader range of investments to maximize growth and mitigate risk (RSA 35:9).
- 7. WHEN and WHERE TO FILE** - By March 1 if filing for a calendar year and by September 1 if filing for optional fiscal year. See addresses on page 4 of this form. If the trustees hold funds for the school, the school business administrator will also need a copy for the school's financial report.

## FOR DRA USE ONLY

State of New Hampshire  
Department of Revenue Administration  
Municipal Services Division  
PO Box 487, Concord, NH 03302-0487  
(603) 271-3397

**MS-10 REPORT OF THE COMMON TRUST FUNDS INVESTMENTS OF THE TOWN OF HAMPTON FOR THE CALENDAR YEAR ENDING DECEMBER 31, 2011**

# of Shs.	Description of Investment (See Attached)	PRINCIPAL				INCOME			TOTAL		MARKET VALUE		
		Beginning Balance	Additions	Capital Gains/-Losses	Withdrawals	Ending Balance	Beginning Balance	Amount	Expended During Year	Ending Balance	Principal & Income	Unrealized Gain/Loss	Ending Market Value
	Fidelity - Common												
	- Library Funds												
**	Total Fidelity - Common	7,658.72	0.00	0.00	0.00	7,658.72	0.00	186.70	186.70	0.00	7,658.72	2,319.46	9,978.18
	Vanguard - Common												
	- Poor Trusts												
	- Perpetual Care												
	- Cemetery (Revenue)												
	- Specific Purpose Trust Funds												
	- Compensated Leave Trust												
	- Schools												
	- Capital Reserve Funds												
**	Total Vanguard - Common	1,138,244.99	808,367.03	18,965.70	392,137.41	1,573,440.31	32,076.66	41,778.01	31,835.67	42,019.00	1,615,459.31	47,911.43	1,663,370.74
<b>GRAND TOTAL</b>		<b>1,145,903.71</b>	<b>808,367.03</b>	<b>18,965.70</b>	<b>392,137.41</b>	<b>1,581,099.03</b>	<b>32,076.66</b>	<b>41,964.71</b>	<b>32,022.37</b>	<b>42,019.00</b>	<b>1,623,118.03</b>	<b>50,230.89</b>	<b>1,673,348.92</b>

Fees and expenses, if any, paid for Professional Assistance: (RSA 31:38-a, IV)

1. Name of Custodian: National Advisors Trust Company, Kansas City, KS
  2. Fees Paid: \$3,639.90
  3. Expenses Paid: \$0
  4. Were these fees & expenses paid for totally from income? Yes
- 
1. Name of Investment Advisor: Mackensen & Company, Inc., Hampton, NH
  2. Fees Paid: \$12,017.84
  3. Expenses Paid: \$0
  4. Were these fees & expenses paid for totally from income? Yes